





# INFOMenu

## Personalize



Menus represents the features of InfoSolutions accessible by the user. The following two functions can be performed in InfoMenu:

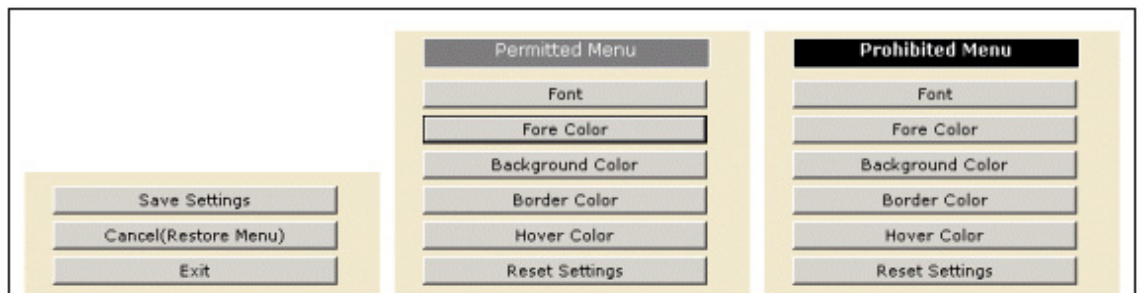
- [Menu Personalization](#)
- [Menu Permissions](#)

The menu permissions are set by the administrator for various Groups (of users) defined for that company, thereby enforcing the company's group and user-level security policy.

The user can personalize the menu by changing its appearance and also its organisation, but has no control on the sections for which permissions have not been granted. This function is strictly in the hands of the administrator.

### MENU PERSONALIZATION

Menu Personalization can be done using the screen shown below. This allows the user to change the look and feel of the menu. Here the user can also change the menu structure depending on their personal requirements.

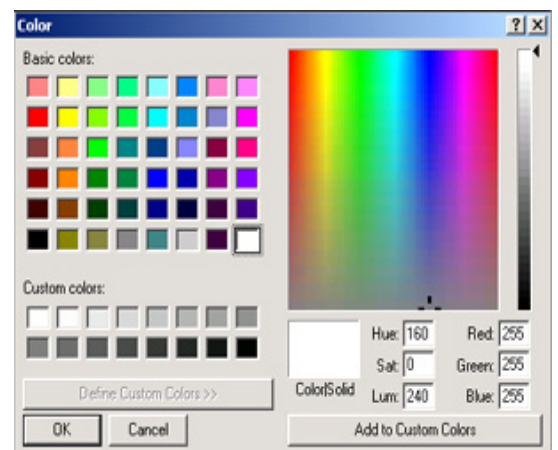
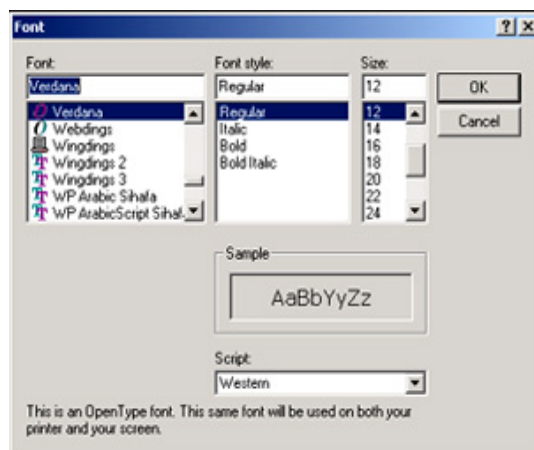


### FONTS PERSONALIZATION

Allows the user to change the font type, size and font style on all menu levels.

### COLOR PERSONALIZATION



Allows the user to change the fore, background, border and hover colors on all menu levels.





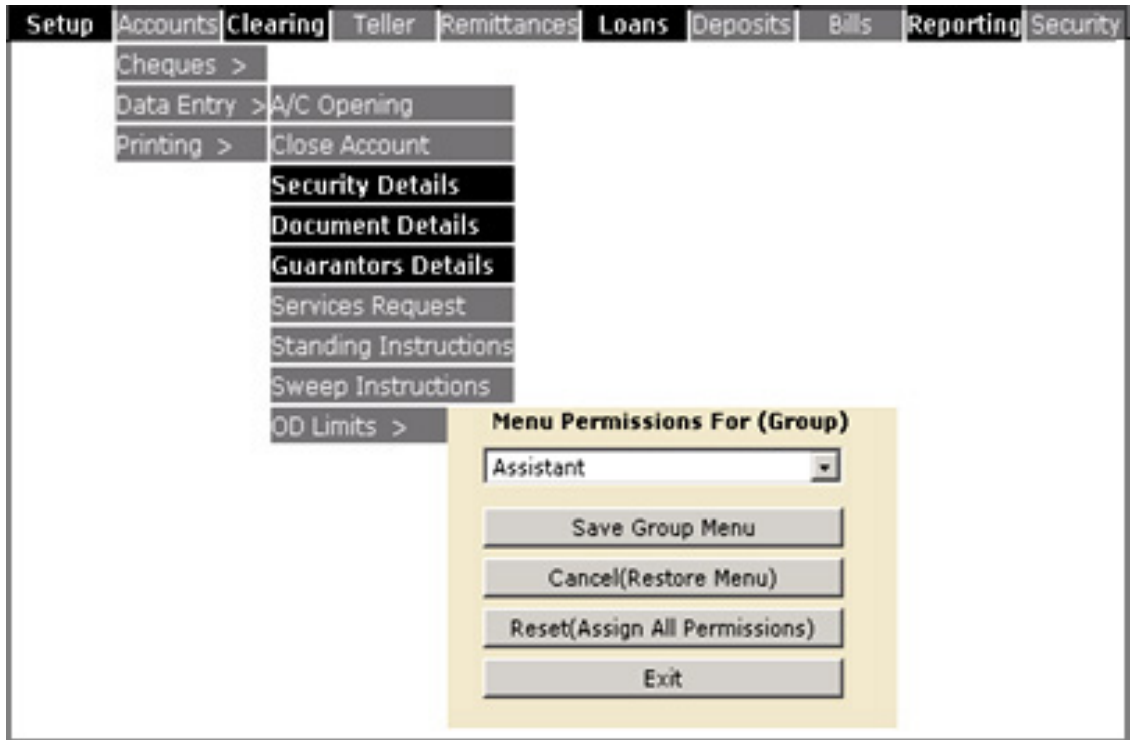
# INFOMenu

## Personalize



### MENU PERMISSIONS

Allows the administrator to assign rights to various user groups based on the sections the users are allowed to access. This is done using the Menu Permission screen as shown below:



In the screen shot shown above, the administrator is setting permissions for the "Assistant" user group.

Here the administrator has blocked the group from accessing the menu items marked in black. Hence while accessing the application, these items will not be visible to the users of that particular group.

Also, rights can be blocked for an entire menu item as in case of Setup, Clearing, Loans and Reporting as shown above. Or the administrator can block specific items as in case of the "Accounts - Data Entry" menu item, where permissions to submenus like Security Details, Document Details and Guarantor Details have been blocked.

### Contact Us

To learn more about InfoBahn International contact us to arrange for a detailed demonstration and additional information. Call at our office locations or visit our website for the details on a partner near you.

#### HongKong

Phone: + (852) 29158419  
Fax: + (852) 29158420

#### India

Phone: +91 (22) 26603025  
Fax: +91 (22) 26608961

#### Middle East

Phone: 971 (4) 3510750  
Fax: 971 (4) 3510751

Email: [info@infobahnlimited.com](mailto:info@infobahnlimited.com) <http://www.infobahnlimited.com>

**INFOBAHN**  
Excellence in Software  
for Financial Services

